

Dräger Pac® 6000 Single-Gas Detection Device

INSTRUMENTS • CONTROLS • VALVES

[CLICK TO VISIT OUR WEBSITE](#)

ARCO

Engineering, Inc.

SINCE 1954
www.arcoengineering.com

3317 Gilmore Industrial Blvd.
Louisville, KY 40213

Ph: (502) 966-3134

Fx: (502) 966-3135

The Dräger Pac® 6000 disposable personal gas detector measures CO, H₂S, SO₂ or O₂ reliably and precisely, even in the toughest conditions. The robust design, quick sensor response times, and a powerful battery ensure maximum safety for up to two years with virtually no maintenance required.



Benefits

Strong performance for maximum safety

You can rely on the Dräger Pac 6000: The personal single gas detection device warns against hazardous concentrations of carbon monoxide, hydrogen sulfide, sulfur dioxide or oxygen with precision and reliability.

Powerful sensors with a very low t-90 response time ensure quick reactions. The Pac 6000 is versatile thanks to its wide measurement range. For example, the CO sensor measures concentrations from 1 to 1,999 ppm, and the H₂S sensor from 0.4 to 100 ppm.

Easy handling thanks to clear user guidance

The D-Light indicates whether the functionality of the device has been tested and that it is ready to use. The housing is also designed with your safety in mind: each sensor variant of the Dräger Pac 6000 features a clearly visible color coding, thereby minimizing the chance of mistakes.

Robust design – even for the toughest conditions

The Pac 6000 can easily handle even extreme conditions: depending on the sensor, temperatures from -40 °C to 55 °C and air pressures between 700 and 1,300 mbar can be tolerated.

A membrane filter protects the sensor from foreign matter such as dust and liquids. The shock-proof, chemical-resistant housing meets the requirements specified in the IP68 standard rating.

User-friendly display with all important information

The large display clearly indicates the respective gas concentration. Other important information, such as remaining operating time and battery capacity, is also displayed. The bright backlighting ensures clear reading of all values in the dark.

360° alarm with various functions

If the Dräger Pac 6000 measures hazardous gas concentrations, it sets off an audible, visual, and noticeable vibrating alarm. Two bright, flashing LEDs on the top and bottom of the device ensure that the alarm is easily visible from all sides. The acoustic alarm reaches a volume of 90 dB. The display can show the peak concentration measured at any given moment. Earlier alarms registered can also be retrieved at a later time, even if acknowledged.

The Pac 6000 with oxygen sensor has two additional alarm thresholds in addition to the standard alarm threshold setting. This provides an additional level of safety as a pre-alarm, in addition to the main alarm, can be set for both oxygen enriched and oxygen deficient atmospheres.

Benefits

Data logger and event logger for analyses and reports

The Pac 6000 logs concentrations and events along with date and time. The data can be downloaded to a PC via an interface and processed further there.

Economical operational costs





All of the versions of the Pac 6000 are equipped with extremely durable DrägerSensors and a powerful battery. Neither the sensor nor the battery need to be changed for the entire two-year maintenance-free service life of the H₂S, SO₂ and CO versions. The service life of the Dräger Pac 6000 starts when it is first activated. The device automatically switches off after two years.

The Pac 6000 is protected against water, dust and other foreign bodies by a special membrane filter. When the filter becomes heavily soiled you can quickly and easily replace it yourself. The device is then ready to use again in no time.

Fast function test saves time and money

Function tests and calibrations can be carried out efficiently using the Dräger X-dock® calibration station. The automatic bump tests in the X-dock are a cost-efficient and convenient solution thanks to short test duration and extremely low test gas consumption. The Dräger Pac 6000 is simply placed in the bump test station and automatically selects the correct setting.

Dräger Pac® product range at a glance

	 Dräger Pac® 6000	 Dräger Pac® 6500	 Dräger Pac® 8000	 Dräger Pac® 8500
Limited operating time (2 years)	•			
Unlimited operating time		•	•	•
Service life indicator	•	(•) ¹	(•) ¹	(•) ¹
Temperature to -40°C	•	•		
Battery capacity indicator	•	•	•	•
Replaceable sensor grid	•	•	• ²	•
Peak	•	•	•	•
TWA-TLV ³		•	•	•
STEL ⁴		•	•	•
Event logger	•	•	•	•
Data logger	•	•	•	•
Standard gases	•	•		
Special gases			•	
Dual sensor				•

¹Configurable ³TWA-TLV® = Time Weighted Average Threshold Limit Value
²Does not apply to ozone or phosgene ⁴STEL = Short Term Exposure Limit

System Components



D-12/19/1-2010

DrägerSensor® XXS

Dräger has developed miniature electrochemical sensors specially for the Dräger Pac® and X-am® 1/2/5 generation gas detectors. The sensors detect many different gases and vapors. They are also very reliable and stable over the long-term, thereby reducing your operating costs.

System Components



D-479107-2012

Dräger X-dock® 5300/6300/6600

Automatic bump tests, calibration, reduced test gas consumption, short testing times, and comprehensive documentation come standard in this new device from Dräger, the experts in gas detection.



ST-740-2006

Dräger Bump Test Station

The Bump Test Station is easy to use, stand-alone and flexible. In this regard, function tests of gas detection and warning devices can be carried out easily and independently of the location.

Accessories



D-30746-2015

Dräger Configuration and Evaluation Software

Tailor-made Dräger software makes saving measurement results, professionally configuring gas detection instruments, and viewing performance data possible.

Accessories

ST-5080-2005



Calibration gas and accessories

For the safe operation of devices, applicable regulations and statutory provisions are to be met and complied with. Therefore, regular calibrations and function tests are necessary. Different systems are available so that products meet a wide range of calibration requirements.

ST-5018-2005




Calibration Adapter

The communication module (including USB cable) is used to connect the equipment to the configuration and evaluation software. The module is also used for the manual bump test or manual calibration. The test gas is introduced to the Pac device through the gas inlet or outlet.

Services

D-19072-2016



Dräger Service

When your operation's safety equipment is backed by over 125 years of experience and supported by the same team that engineered it, you can rely on service and rental solutions that are tailored to meet your unique needs. With Dräger's safety solutions, you get complete peace of mind, budget security, and full-service support that you can count on every step of the way. That's the Dräger Service Advantage.

Related Products

D-4987-2017



Dräger Pac® 6500

The robust Dräger Pac® 6500 is your reliable companion under tough conditions. The personal single-gas detection device measures CO, H₂S, SO₂ or O₂ quickly and precisely. Quick sensor response times and a replaceable battery also ensure safety.

D-4985-2017



Dräger Pac® 8000

With the robust Dräger Pac® 8000, you'll be well equipped for tough conditions: this non-disposable, personal single-gas detection device is a reliable and precise instrument, which detects hazardous concentrations of twenty nine different gases, including special gases like NO₂, O₃ or COCl₂.

D-4986-2017



Dräger Pac® 8500

The Dräger Pac® 8500 single-gas detection device is a reliable and precise instrument even under the toughest of conditions. The detector can be equipped with a hydrogen-compensated CO sensor or a Dräger dual sensor. The dual sensors provide the option of measuring two gases at once: either H₂S with CO or O₂ with CO.

Technical Data

Dräger Pac® 6000

Dimensions (without clip) (W x H x D)	2.5 x 3.3 x 0.8 in, 64 x 84 x 20 mm
Weight	Approx. 3.7 ounces, 106 g (4.0 ounces, 113 g with clip)
Device service life	2 years from first activation
Battery service life	2 years (O ₂ min. 12 months)
Degree of protection	IP68
Air pressure	700 to 1,300 hPa
Air humidity	10 to 90% relative humidity, non-condensing
Temperature	-22 °F to 131 °F, -30 °C to +55 °C (briefly down to -40 °F / -40 °C for 1 hr, depending on sensor)
Approvals	cCSA _{US} , IECEx, ATEX, CE

Ordering Information

Dräger Pac® 6000

Description	Measuring range	Alarm thresholds	Order number
		A1/A2	
Dräger Pac® 6000 CO	0 – 2,000 ppm	35 / 50 ppm	83 26 369
Dräger Pac® 6000 H ₂ S	0 – 100 ppm	10 / 15 ppm	83 26 368
Dräger Pac® 6000 O ₂	0 – 25 Vol.-%	19.5 / 23.5 Vol.-%	83 27 612
Dräger Pac® 6000 SO ₂	0 – 100 ppm	0.5 / 1 ppm	83 28 273
Dräger Pac® 6000 CO (Canada)	0 – 2,000 ppm	25 / 50 ppm	83 27 611
Dräger Pac® 6000/6500	As per customer request	As per customer request	83 26 340

Calibration accessories

Calibration adapter	83 18 588
Dräger X-dock® 5300 Pac	83 21 881
Dräger Bump Test Station for Dräger Pac®, without gas cylinder	83 17 410
Dräger Bump Test Station for Dräger Pac®, including one test gas cylinder (gas and concentration selectable)	83 18 586

Communication accessories

Dräger CC-Vision Basic, available free of charge at www.draeger.com	
Communication module, including USB cable	83 18 587

Spare parts

Battery	83 26 856
Sensor grid (black)	83 26 853
Crocodile clip set	83 19 186

TLV® is a registered trademark of ACGIH®.

Notes

Notes

Not all products, features, or services are for sale in all countries.
Mentioned Trademarks are only registered in certain countries and not necessarily in the country in which this material is released. Go to www.draeger.com/trademarks to find the current status.

CORPORATE HEADQUARTERS

Drägerwerk AG & Co. KGaA
Moislinger Allee 53–55
23558 Lübeck, Germany
www.draeger.com

USA

Draeger, Inc.
7256 S. Sam Houston Parkway W.,
Suite 100
Houston, TX 77085
1 800 4DRAGER
(1 800 437 2437)

CANADA

Draeger Safety Canada, Ltd.
2425 Skymark Ave., Unit 1
Mississauga, Ontario L4W 4Y6
1 877 DRAGER1
(1 877 372 4371)

Locate your Regional
Sales Representative at:
www.draeger.com/contact

