

PD662

General Purpose NEMA 4X, IP66 Loop-Powered Meter

INSTRUMENTS • CONTROLS • VALVES

[CLICK TO VISIT OUR WEBSITE](#)

ARCO

Engineering, Inc.
SINCE 1954
www.arcoengineering.com

3317 Gilmore Industrial Blvd.
Louisville, KY 40213

Ph: (502) 966-3134
Fx: (502) 966-3135



Survivor



Electrical Safety

PROCESS METER

- NEMA 4X, IP66 Loop-Powered Field-Mount Process Meter
- 4-20 mA Input
- 0.6" (15.2 mm) 3½+ Digits LCD Display; -1999 to 2999
- 1.7 Volt Drop (3.7 Volt Drop with Backlight)
- HART® Protocol Transparent
- Loop-Powered Backlight Option
- CSA Certified for -40 to 75°C (-40 to 167°F) Operation
- Four Internal Buttons for Easy Field Scaling
- Max/Min Display
- Programmable Noise Filter
- 32-Point and Square Root Linearization Functions
- Plastic NEMA 4X, IP66 Enclosure
- Conformal Coated PCBs for Dust and Humidity Protection
- One ½" Conduit Hole in Rear of Enclosure
- Pipe & Panel Mounting Kits
- Stainless Steel Tag Available

PRECISION DIGITAL CORPORATION

**PRECISION
DIGITAL**

www.predig.com

PD662 General Purpose NEMA 4X, IP66 Loop-Powered Meter

Survivor




OVERVIEW

The PD662 NEMA 4X, CSA Certified loop-powered meter is perfect for applications where a simple, inexpensive display is required and AC power is not available. The PD662 derives all its power from the 4-20 mA loop, including its optional backlight feature. It can be easily scaled in the field using four push buttons; with or without applying an actual calibration signal. The PD662's display will read up to 2999; we call this 3½+ digits! The PD662 is housed in a rugged NEMA 4X enclosure and is provided with one ½" NPT pipe conduit hole.

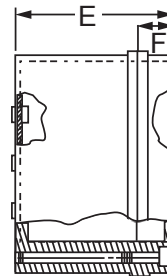
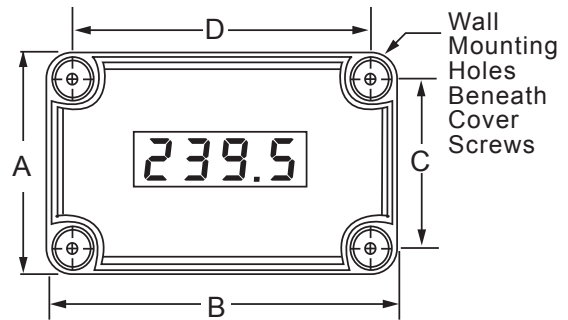
Programming

The PD662 Survivor comes calibrated and scaled at the factory to display a 4.00 to 20.00 mA signal on startup. To change the scaling, follow along using the 4 button interface.



DIMENSIONS

Units: Inch (mm)



A: 3.15 (80) C: 2.44 (62) E: 2.76 (70)
 B: 4.33 (110) D: 3.62 (92) F: 0.79 (20)



Download free 3-D CAD files of these instruments to simplify your drawings!

predig.com/documentation-cad

PD662 General Purpose NEMA 4X, IP66 Loop-Powered Meter

SPECIFICATIONS

Except where noted all specifications apply to operation at +25°C.

General


- Display:** 0.6" (15.2 mm) LCD, 3½+ digits; -1999 to 2999
- Display Update Rate:** 2 Updates/Second
- Over-Range:** Display Flashes 2999
- Under-Range:** Display Flashes -1999
- Programming Method:** 4 Internal Pushbuttons
- Noise Filter:** Programmable HI, LOW, or OFF
- Recalibration:** Recalibration is recommended at least every 12 months.
- Max/Min Display:** Max/Min readings reached by the process are stored until reset by the user or until power to the meter is turned off.
- Non-Volatile Memory:** All programmed settings are stored in non-volatile memory for a minimum of ten years if power is lost.
- Normal Mode Rejection:** 64 dB at 50/60 Hz
- Environmental:** Operating Temperature for CSA Certification: -40 to 75°C. Functional Temperature Range: -40 to 85°C. Storage Temp.: -40 to 85°C. Relative Humidity: 0 to 90% non-condensing. Printed circuit boards are conformally coated.
- Connections:** Removable screw terminals accept 12 to 22 AWG
- Tightening Torque:** Screw terminal connectors: 4.5 lb-in (0.5 Nm)
- Enclosure:** Impact-resistant polyester plastic, body color gray, clear cover with blue faceplate; NEMA 4X, IP66; ½" conduit hole provided at base
- Weight:** 9.3 oz (264 g)
- Overall Dimensions:** 3.15" x 4.33" x 2.76" (80 mm x 110 mm x 70 mm) (W x H x D)
- Warranty:** 3 years parts & labor

Input

- Input:** 4-20 mA
- Accuracy:** ±1 count
- Function:** Linear (2 to 32 points) or square root
- Temperature Drift:** 50 PPM/°C from -40 to 85°C ambient
- Decimal Point:** User selectable decimal point
- Minimum Span:** Input 1 & Input 2: 0.40 mA
- Maximum Voltage Drop:** 1.7 VDC @ 20 mA; 3.7 VDC @ 20 mA with backlight option.
- Equivalent Resistance:** 85 Ω @ 20 mA without backlight; 185 Ω @ 20 mA with backlight
- Loop-Powered Backlight Option:** Factory installed only with field wiring option. Powered directly from the 4-20 mA loop, no batteries required. The display brightness will increase as the input signal current increases.

CSA Certification

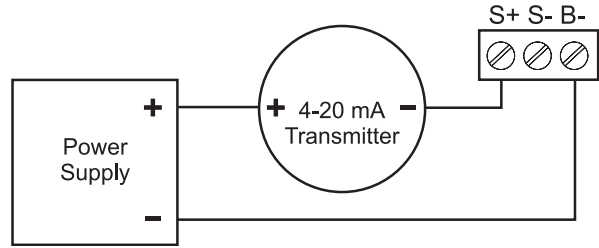
- CSA Certified:** U.S. & Canada. 2252 05 – Process Control Equipment. 2252 85 – Process Control Equipment, U.S. Standards.
- CSA File Number:** 157123
- CSA Applicable Requirements:** CAN/CSA C22.2 No. 61010-1-04 Safety Requirements for Electrical Equipment for Measurement, Control, and Laboratory Use – Part 1: General Requirements UL 61010-1:2004, 2nd Edition Safety Requirements for Electrical Equipment for Measurement, Control, and Laboratory Use – Part 1: General Requirements.



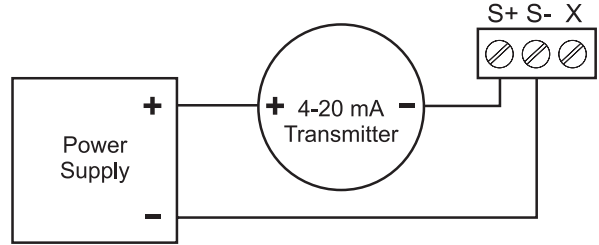
Use the **PDA1024-01 24 VDC Power Supply** to power the transmitter and this loop-powered meter.

WARNING - Cancer and Reproductive Harm - www.P65Warnings.ca.gov

CONNECTIONS



PD662 Input Connections with Backlight



PD662 Input Connections without Backlight

ORDERING INFORMATION

Survivor • Model PD662 Loop-Powered Process Meter	
Model	Options Installed
PD662-0L0-00*	None
PD662-0K0-00	Backlight

* Quick Shipment Program product, typically shipped within 2 working days

Accessories	
Model	Description
PDA1024-01	24 VDC Power Supply for DIN Rail
PDA6624	Panel Mounting Kit
PDA6845	2" Pipe Mounting Kit
PDA-SSTAG	Stainless Steel Tag

Your Local Distributor is:

Disclaimer

The information contained in this document is subject to change without notice. Precision Digital Corporation makes no representations or warranties with respect to the contents hereof, and specifically disclaims any implied warranties of merchantability or fitness for a particular purpose. ©2013-2018 Precision Digital Corporation. All rights reserved.

LDS662_F 12/18